



A 125

hydraulic drill rig





1974

IMT is founded by Mr. Giulio Accorroni.

1975

The first innovative hydraulic drill rig (model 75 type G) is patented. Capable of drilling up to a depth of 30 meters (best market performance at the time)

1978

The Accorroni family buys 100% of IMT shares and Giulio Accorroni is appointed IMT's sole Director.

1984

Andrea Accorroni takes over IMT management following the death of his older brother, (Fabio Accorroni, Giulio's first son)

1985

The company introduces the 805 model, which soon becomes very successful and used for big construction projects, such as the Sagrada Familia in Barcelona, Spain.

1992

New innovative models are launched (i.e., sound-proof machine and model AF12, assembled on a crawler base completely produced by IMT).

1993

Beginning of co-operation with Caterpillar (CAT): IMT starts assembling drill rigs on CAT bases (IMT is the first drill rig manufacturer to do this; other manufacturers will soon follow the example); IMT starts a distribution agreement in North America and Canada for its drill rigs mounted on CAT bases through the CAT dealer in Miami, Kelly Tractor Company. In the same period, the technology for driven piles used in the U.S. until then starts moving towards the European piling system and the drilling equipment demand in the US market for all European manufacturers starts growing.

1997

IMT produces the AF50, the biggest drill rig in the world at the time, and sells no. 7 units to the Japanese multi-national company Sumitomo. Giulio and Andrea Accorroni are invited to Osaka for a lecture on the technical characteristics of the rig. The lecture is attended by the owners/directors of the biggest Japanese construction companies.

2005

IMT patents an innovative drilling system related to highly seismic grounds, the "Multi Rotary driven Soil Mixing Pile".

2006-2008

IMT increases its production range and doubles its sales. Andrea Accorroni, current President of IMT INTERNATIONAL S.p.A

2009-2010

IMT reacts to the global economic crisis by launching 2 new product lines in the market with traditional technology (the "AG" series, assembled on HITACHI base, and the "A" series, mounted on IMT base), and completes the first prototype of drill rig for seismic grounds, the AF460 model, which uses the patented "Multi Rotary driven Soil Mixing Pile" system. The prototype is presented at BAUMA 2010, the most important international exhibition for construction machinery. The complete production range is developed thereafter.

2011

IMT AGM appoints a new Board of Directors.

2011/2013

IMT develops the prototypes for the full range of the AF series drilling rigs with Tier 4 engines, as well as the newly-born A125 and A150 models, mounted on IMT base and powered by CAT.

2014/2015

IMT upgrades the A-series machines with new engines and design, and develops its own particular water well technology system.

2016/2019

The brand new range of A-series rigs with Tier 3 and Tier 4 engines, completely designed and developed by IMT, and launched into the market.

Andrea Accorroni



A 125

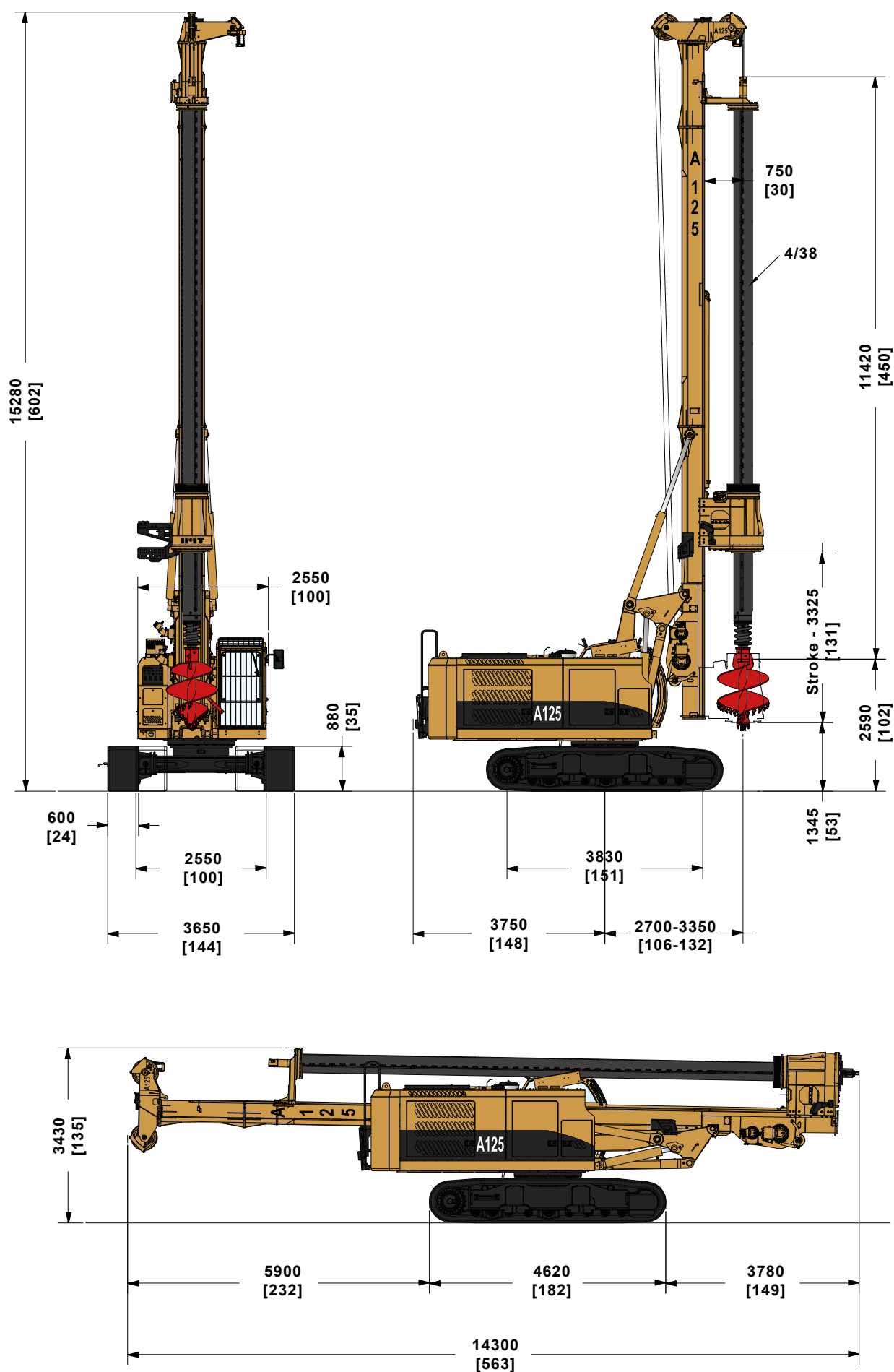
IMT, a global leader in the manufacture of drill rigs and a brand which has always been synonymous with quality and reliability in the pursuit of satisfying market demand, is pleased to present a new series of A drill rigs. This new line is unique in its simplicity and flexibility of use, while also perfectly maintaining sturdiness and productivity.

The machine was designed for very arduous applications as, thanks to its high torque and high-performing winch, it is capable of reaching great depths, also with great diameters. Its heavy-duty undercarriage guarantees optimal stability in various working conditions.



A 125 - Hydraulic Drill Rig

Crowd cylinder version

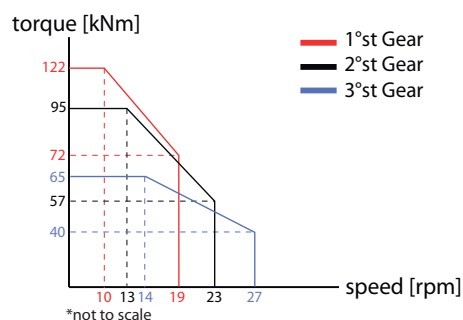


A 125 - Hydraulic Drill Rig

Technical specifications

A125 Tier 4 Final

Rotary		
Nominal torque	kNm	122
	lbf ft	90000
Min. Working speed	rpm	7,5
Max. Working speed	rpm	27
Min. Discharge speed	rpm	45
Max. Discharge speed	rpm	120



Winches		
Main winch pull force	kN	122
	lbf	27655
Main winch speed	m/min	90
	ft/min	295
Main winch cable diameter	mm	22
	in	/
Auxiliary winch pull force	kN	60
	lbf	13490
Auxiliary winch speed	m/min	90
	ft/min	295
Auxiliary winch cable diameter	mm	15
	in	/

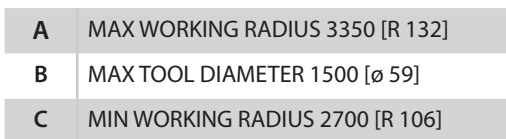
Crowd System		
Kelly crowd push	kN	100
	lbf	22485
Kelly crowd pull	kN	165
	lbf	37095
Stroke (mm)	mm	3325
	in	131

Base		IMT
Undercarriage length / widening range / shoe	mm	CAT 4620 / 2550 - 3650 / 600
	in	182 / 100 - 144 / 23,6
Engine type		CAT C7.1 Tier 4F
		129 KW (173 HP) @1900 rpm
Oil tank capacity	l	250
Fuel tank capacity	l	270

Mast		
Mast raking forward	degree	5°
Mast side raking	degree	±5°
Mast raking backwards	degree	15°
Pile max diameter	mm	1500
	in	60

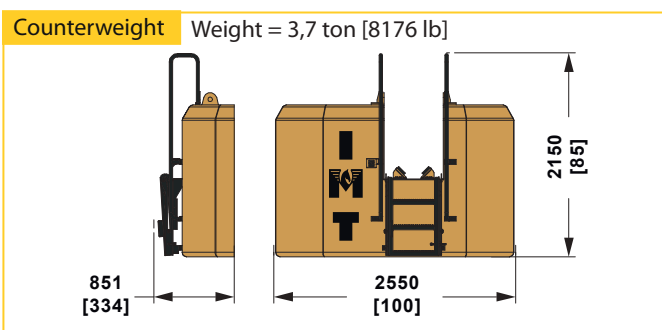
Kelly bar		
Standard		4/38
Options available		4/30 - 5/47
Operating Weight w/standard kelly bar	t (metric)	35
	lbs	77170

Working area crowd cylinder



Rotary Weight = 2,8 ton [6272 lb]

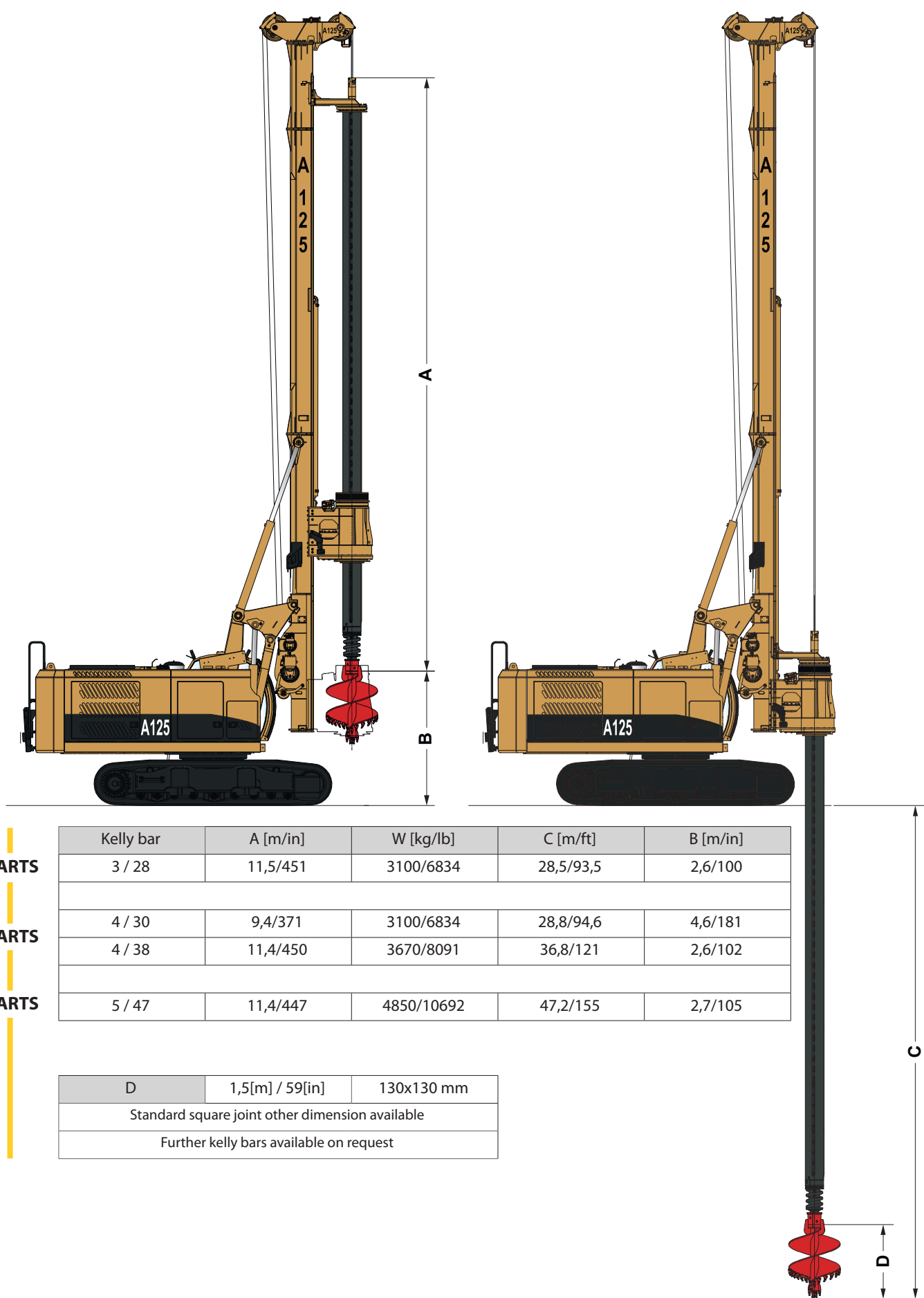
The image shows two technical drawings of the Rotary unit. The left drawing is a front view showing a vertical unit with a curved cable on top. Dimensions are 1700 [67] in height and 1500 [59] in width. The right drawing is a side view showing the unit's profile. Dimensions are 1300 [51] in width. Both drawings show the unit is yellow with black accents and has 'HITACHI' branding.



LCA kit

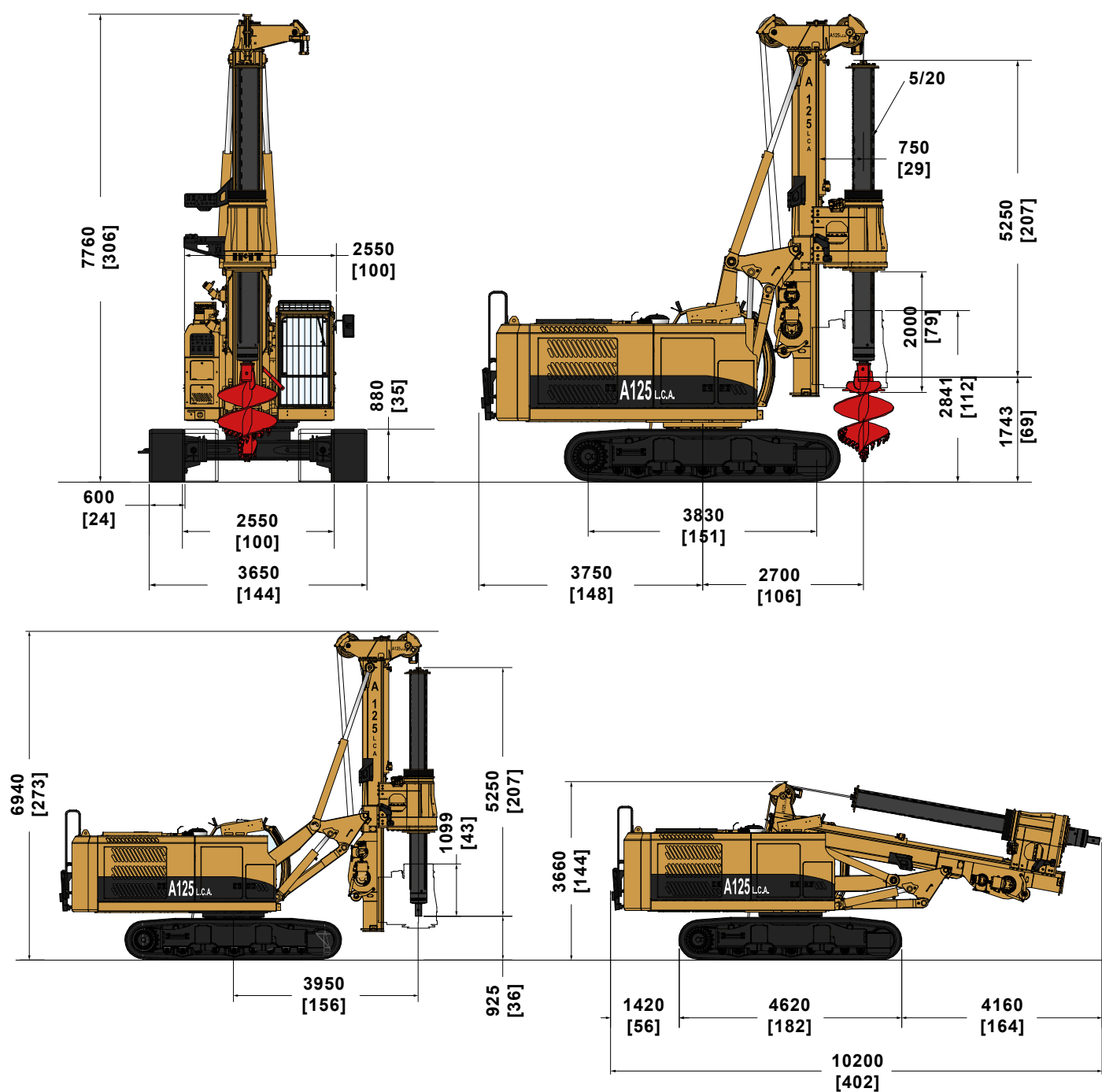
A 125 - Hydraulic Drill Rig

Kelly bar standard version



A 125 - Hydraulic Drill Rig

LCA version



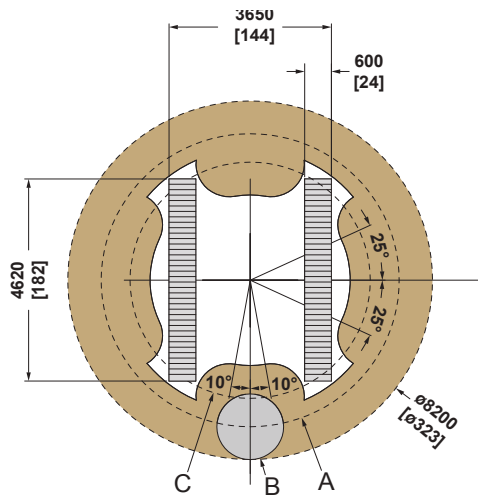
Technical specifications

A125 Lca Tier 4 Final

Crowd System		
Stroke (mm)	mm	2000
	in	79
Kelly bar		
Standard		5/20
Options available		3/12 - 5/17
Operating Weight w/standard kelly bar	t (metric)	33,8
	lbs	74520

A 125 - Hydraulic Drill Rig

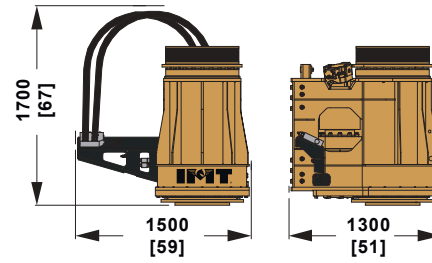
Working area LCA



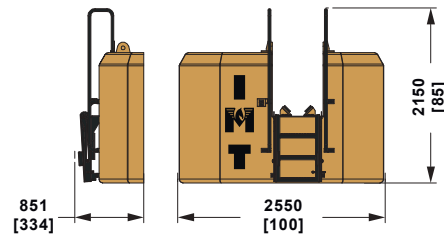
A	MAX WORKING RADIUS 3350 [R 132]
B	MAX TOOL DIAMETER 1500 [ø 59]
C	MIN WORKING RADIUS 2700 [R 106]

Removable parts for transport phase

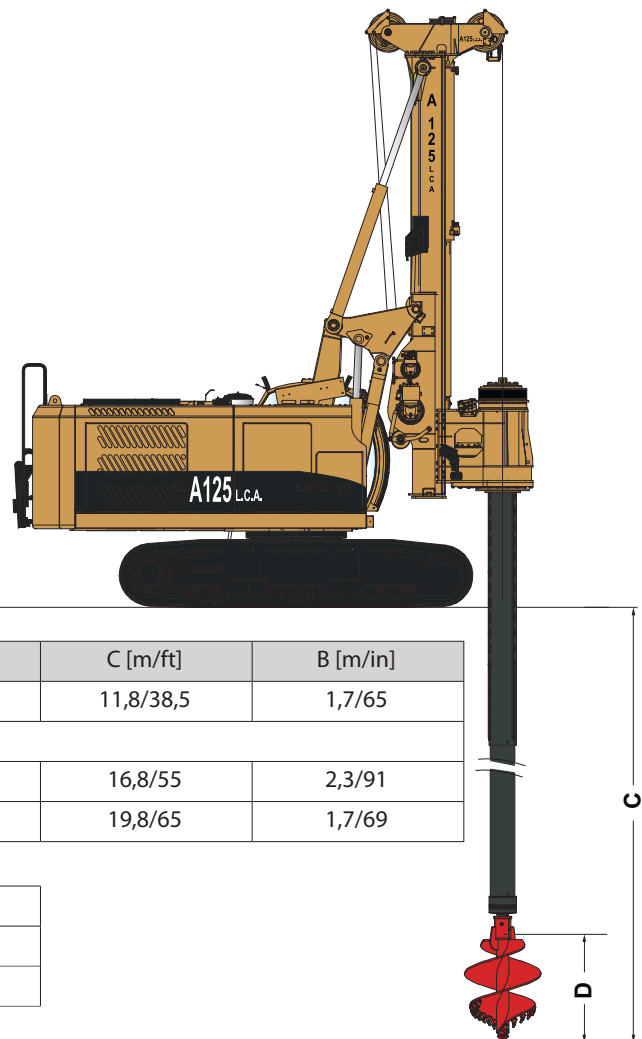
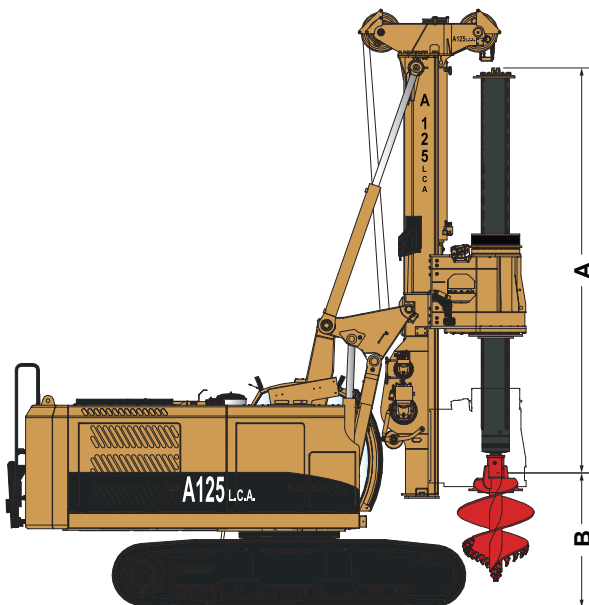
Rotary Weight = 2,8 ton [6272 lb]



Counterweight Weight = 3,7 ton [8176 lb]



Kelly bar standard version



3 PARTS

5 PARTS

Kelly bar	A [m/in]	W [kg/lb]	C [m/ft]	B [m/in]
3 / 12	5,3/210	1600/3527	11,8/38,5	1,7/65
5 / 17	4,7/184	2000/4409	16,8/55	2,3/91
5 / 20	5,3/207	2200/4850	19,8/65	1,7/69

D	1,5[m] / 59[in]	130x130 mm
Standard square joint other dimension available		
Further kelly bars available on request		

Worldwide sales and assistance network



IMT dealers, a global network at your service
IMT, like very few other companies in the field,
has a global commercial and assistance network which is
present in over 30 countries.
From any part of the world IMT clients know which they
can always count on fast and efficient service.



This document is created and distributed by IMT. This document may not be reproduced, modified or exhibited without authorization by IMT srl. All rights reserved. ©

All technical data are indicative and subject to change without notice.

A 125 - Hydraulic Drill Rig

Note

Note

Handwriting practice area with 20 horizontal lines.

A 125 - Hydraulic Drill Rig

Note

Note

Handwriting practice area with 20 horizontal lines.



I.M.T. S.r.l. - Industria Meccanica Trivelle
via D'Ancona, 39 60027 Osimo (AN) Italy
Tel. +39 071 723341 - Fax +39 0717 133 352
imt@imtspa.com - www.imtspa.com